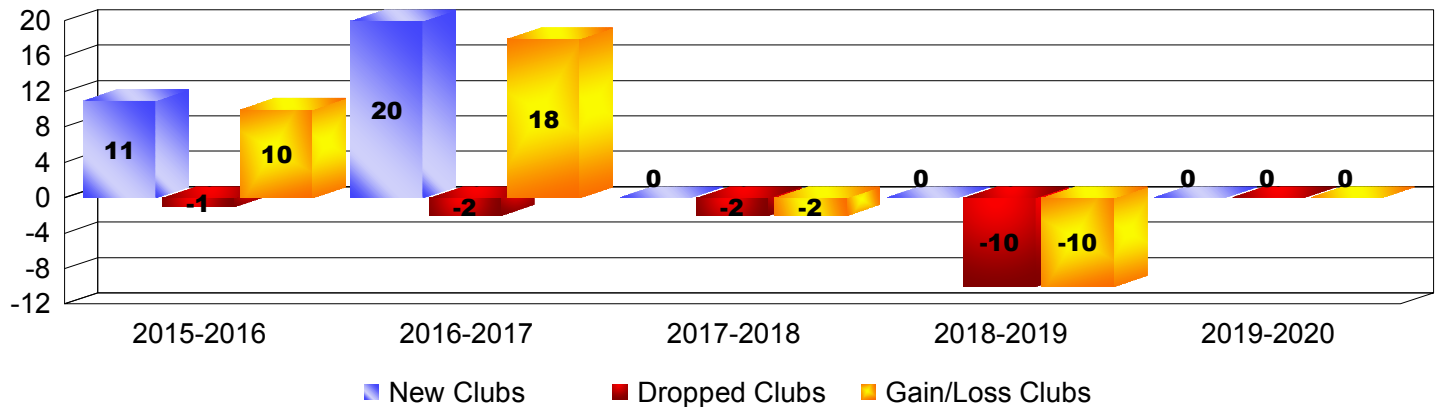
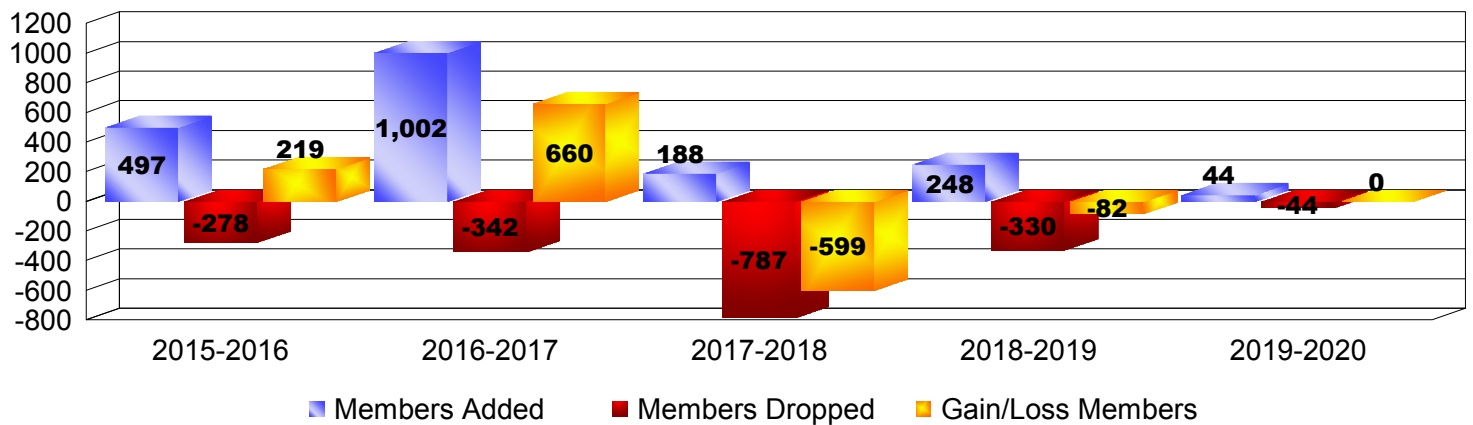


Year	New Clubs	Dropped Clubs	Gain/ Loss Clubs	New Members	Charter Members	Reinstate Members	Transfer Members	Total Member Added	Total Members Dropped	Gain/ Loss Members
2015-2016	11	-1	10	70	423	0	4	497	-278	219
2016-2017	20	-2	18	301	682	1	18	1002	-342	660
2017-2018	0	-2	-2	113	54	3	18	188	-787	-599
2018-2019	0	-10	-10	111	92	29	16	248	-330	-82
2019-2020	0	0	0	9	16	8	11	44	-44	0
Average	6	-3	3	121	253	8	13	396	-356	40

Clubs

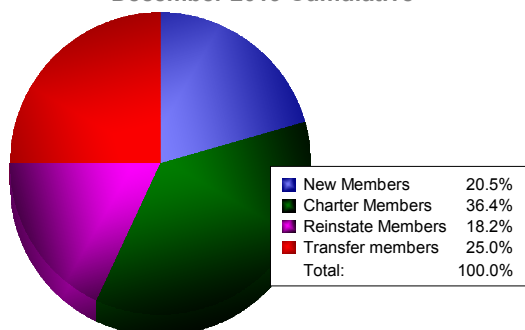


Members



Membership Composition

December 2019 Cumulative



Gender Comparison

December 2019 Cumulative

